

## HOW TO PLAY

1. Decide who plays first. Players will alternate turns after playing a checker.

**NOTE:** The player starting the first game will play second in the next game.


2. On your turn, drop one of your checkers down ANY of the slots in the top of the grid.
3. Play alternates until one player gets **FOUR** checkers of his or her color in a row. The four in a row can be horizontal, vertical or diagonal. See Figures 2, 3 and 4.

## HOW TO WIN

If you're the first player to get four of your checkers in a row, you win the game!


## TO START ANOTHER GAME

First, clear the board of checkers by simply sliding the lever at the base of the grid to one side. The checkers will drop out, and you are ready to start the next game. Be sure to slide the lever back to its original position.




## PLAY EXAMPLES (black wins)

*Figure 2.*




**FOUR IN A ROW HORIZONTALLY**

*Figure 3.*



**FOUR IN A ROW VERTICALLY**

*Figure 4.*



**FOUR IN A ROW DIAGONALLY**